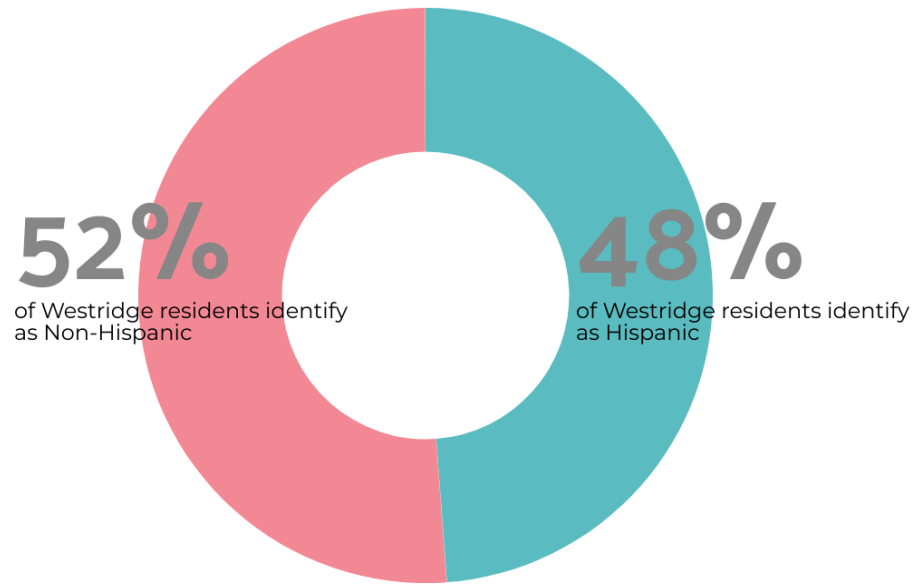


# Westridge – Healthy Living Initiative

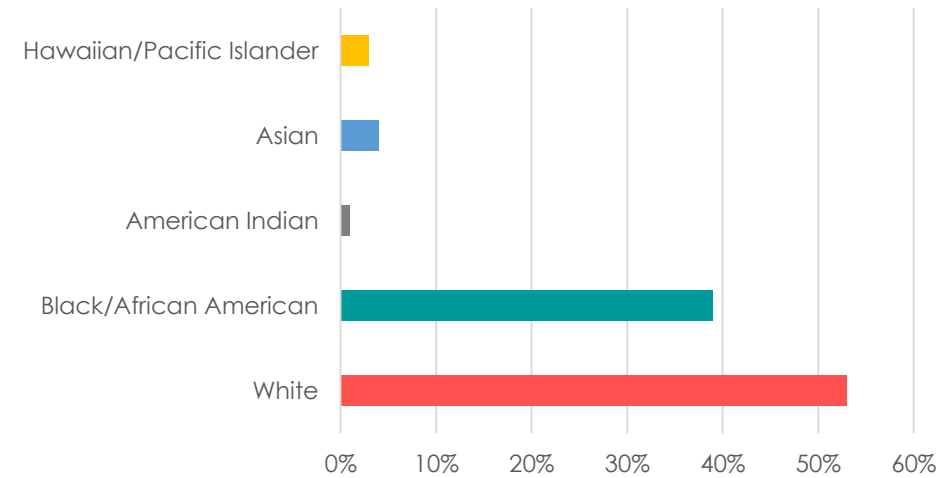
## Demographics



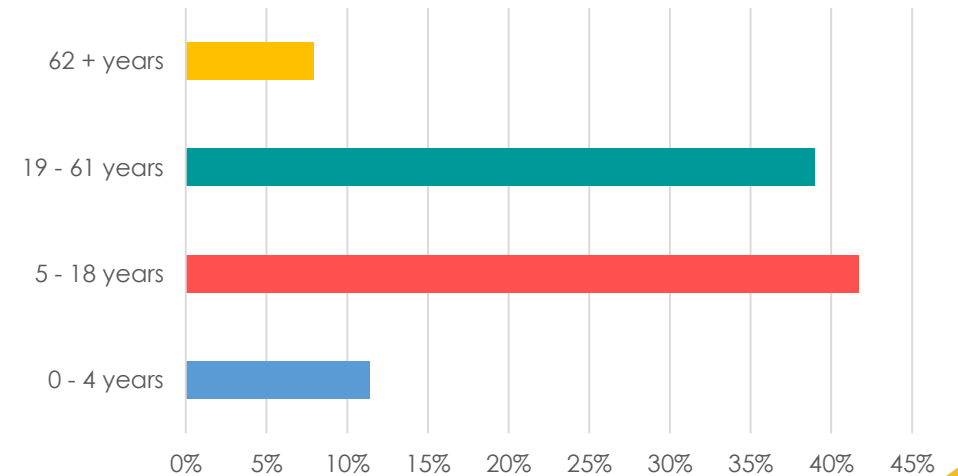
**30%** of Westridge Head of Households are disabled

**80%** of Westridge residents speak English at home

Race



Age



# Westridge – Healthy Living Initiative

## Education + Economic Stability

Education is a significant *social determinant* that influences health over the course of a life time. Adults with lower educational attainment across all racial and ethnic groups is directly linked to important health outcomes and quality of life. Key issues around education include:

- Early Childhood Education and Development
- Enrollment in Higher Education
- High School Graduation
- Language and Literacy

**40%** of Westridge adults reported not having a high school diploma or equivalent  
*compared to*

**13%** of Denver residents reported not having a high school diploma or equivalent



**1 in 10**

Children aged 0 - 4 years are enrolled in an Early Childhood Education Program



**1 in 5**

Youth participated in an afterschool program or activity

# Westridge – Healthy Living Initiative

## Education + Economic Stability

Economic stability and access to opportunities, such as jobs, food, health care, and stable housing, is critical to long term health outcomes. Key issues around economic stability include:

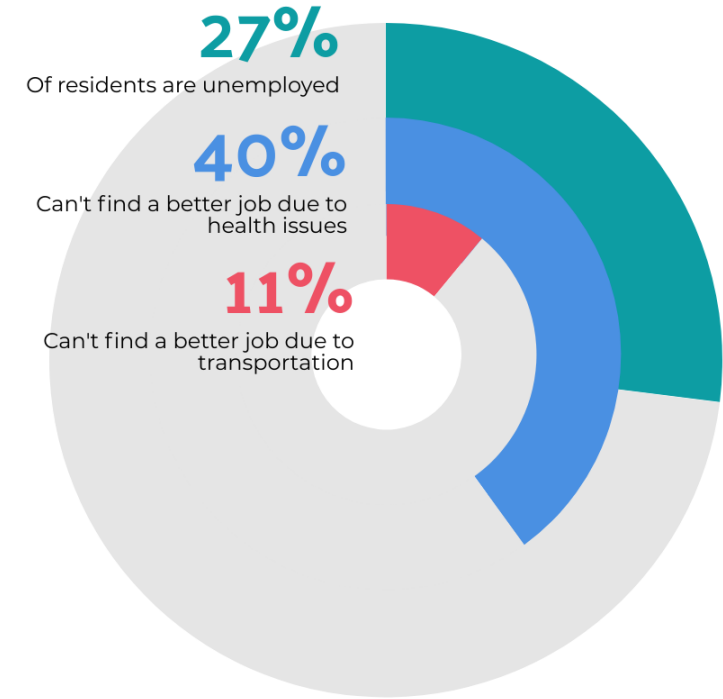
- Poverty
- Employment
- Food Insecurity
- Housing Stability

**63%** of residents renting in the Westridge Census Tract (7.02) are cost burdened

*compared to*

**46%** of Denver residents

**70%** of Westridge residents are below the Federal poverty level.



**Half**

Of resident have access to internet and a computer in their home.

# Westridge – Healthy Living Initiative

## Health

Physical, emotional, and mental health and access to care are critical factors in long term positive health outcomes.

- Access to Health Care
- Physical Health Outcomes
- Mental Health Outcomes

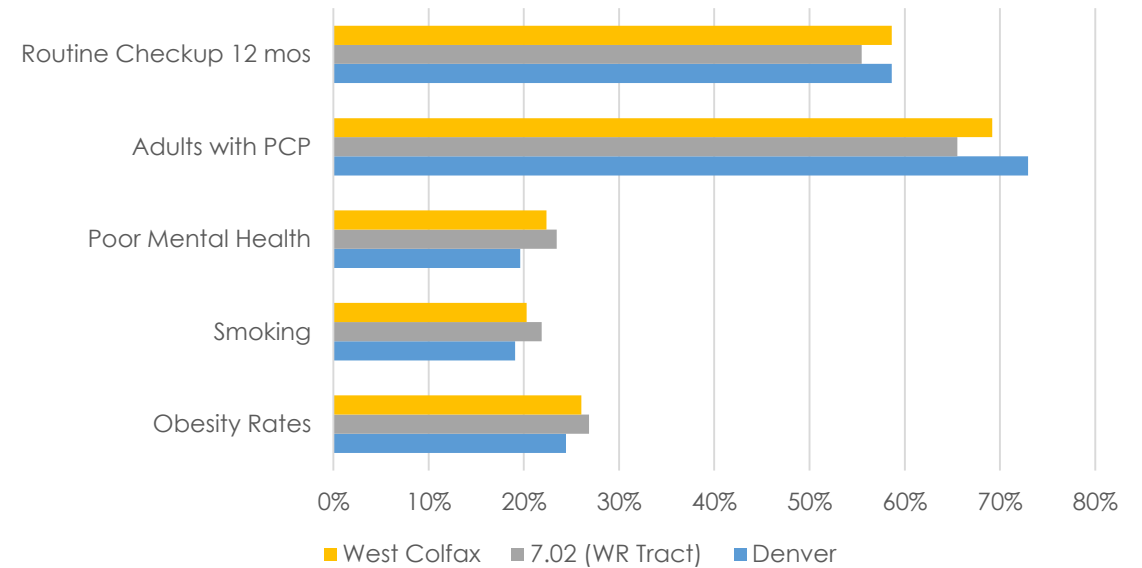
**47%** of Westridge residents rated their overall health as fair or poor.

**28%** of Westridge youth had not visited a Doctor in the past year

**21%** of Westridge adults had not visited a Doctor in the past year

**95%** of Westridge residents have health insurance coverage

Health Indicators



**50%**

of families with youth 0-4 years do not have a place where their child regularly received healthcare



**45%**

of adults aged 62 years and older do not have access to the necessary services to age in place.

# Westridge – Healthy Living Initiative

## Social Cohesion + Connectivity

Social cohesion and connectivity goes beyond just interactions with your neighbors and community, but is tied to the built environment. Sidewalks, public space, and community spaces have played significant roles in increasing overall resiliency.

- Social Cohesion
- Civic Participation
- Built Environment

**72%** of Westridge residents feel connected to their community and neighbors

**47%** of Westridge residents had not been active in the community in the past year

**50%** of Westridge residents do not feel they have an ability to create change in their neighborhood



**68%**

Of resident know neighbors to call in case of emergency



**2 out of 5**

Residents feel that there are no buildings or public spaces in their neighborhood that reflect their culture

# Westridge – Healthy Living Initiative

## Active Lifestyles + Fresh Food

Access to affordable fresh food and places of activity, such as parks, trails, and the natural environment are significant social determinants of health.

**30%** of Westridge residents exercise daily

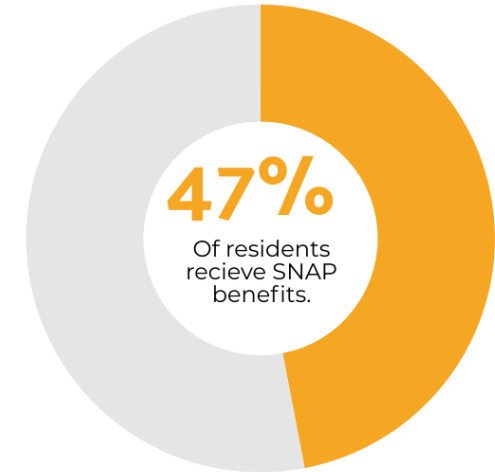
**73%** of Westridge residents who engage in physical activity, run or walk as their primary form of exercise

**47%** of residents within the Westridge Census Tract (7.02) receive SNAP benefits



**4 in 5**

Have access to affordable fresh food.



The closest two food stores are

**7-elevens**

# Westridge – Healthy Living Initiative

## Safety

Public safety and perceived safety is critical in creating healthy and active communities. Improved street infrastructure, sidewalks, traffic calming and lighting in the neighborhood could increase safety and alleviate crime.

**68** crimes per **1,000** residents in West Colfax  
compared to

**44** crimes per **1,000** residents in Denver

Lack of **lighting**, **loud noises**, **gun shots**, **gang activity**, and **traffic** were all cited as safety concerns.

**28%** of Westridge residents do not feel safe being alone in their home at night

